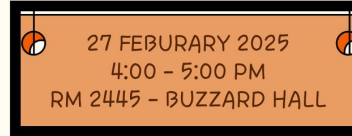


# Google NotebookLM for the Classroom

FREE EDTECH PD | CERTIFICATES AVAILABLE

## Google - Notebook-LM For the Classroom



Useful for your professional learning or  
interactively creating lessons.

NotebookLM helps teachers interact with  
notes, slides, websites, and videos. It can  
create summaries, explanations, answers  
questions, and more. Point it to your  
notes, websites, or YouTubes and create a  
lesson, slide set, guided questions, or  
full lesson plan. It even produces a two  
person audio podcast based on your  
lesson notes or any article.



*JOIN IN PERSON ON ZOOM-IN*

Questions: [tsullivan@eiu.edu](mailto:tsullivan@eiu.edu)  
[www.eiu.edu/rsi](http://www.eiu.edu/rsi)



Notebook LM

Notebook LM



# Introduction to Notebook LM:



Empowering Education Through AI





**GROW YOUR  
OWN TEACHERS**

ILLINOIS

# NotebookLM

Closed Sandbox 'AI' for the Teacher



Slides

# EIU RURAL SCHOOL INITIATIVE

Terence Sullivan

[tsullivan@eiu.edu](mailto:tsullivan@eiu.edu)



# Register for Credit

---



Zoom Link

Sign-In



<https://tinyurl.com/NotebookLMsignin>

## In Sept. Google updated NotebookLM with Expanded Sources & Audio Features

In September 2024, NotebookLM added an options to create an audio overview, including a podcast-style conversation drawn from your sources. The combination of AI tools, including chat and notes features, makes NotebookLM one of the most effective AI tools for the classroom.

NotebookLM is free to use

- **Users of NotebookLM must:**

- **Be at least 18 years old.**
- **Have a Google account.**
- **Be in one of the 180 regions where the Gemini API is available.**

Google does not use your data to train NotebookLM. However, NotebookLM is experimental and, like most AI services, may sometimes provide incorrect information. Use your teacher knowledge.

<https://www.techrepublic.com/article/google-notebooklm-expands-sources-citations/>

# Free Version

---

- Create up to 100 notebooks
- Upload up to 50 documents per notebook
- Add documents up to 100 MB and 500,000 words
- Add PDFs, Google Docs, or pasted text
- Save AI responses and key passages in a noteboard

Premium Version is NotebookLM+ - includes Gemini+ , faster, more capacity



# What is Notebook LM?

---




- Google's innovative AI-powered note-taking and research assistant.
- Designed to enhance reading comprehension and analysis
- Built-in source verification and citation tracking
- Secure platform with a focus on academic integrity
- Helps teachers organize and process educational content efficiently



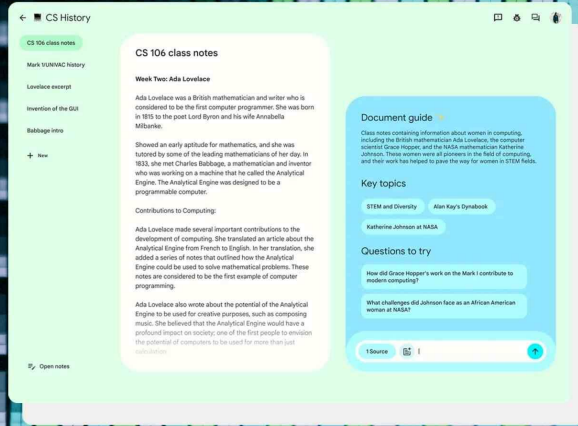
# Key Features for Educators

---

- Intelligent summarization of complex texts
- Question-Answer capabilities using source materials
- Real-time fact-checking and verification
- Collaborative workspace lesson planning
- Integration with Google Workspace (Docs & G-Classroom)



# Benefits for Teachers




- Saves time in lesson planning
- Summarizes lengthy educational materials
- Generates discussion questions
- Creates quick assessments
- Helps differentiate instruction
- Provides research assistance

# Getting Started

---

- Visit [notebooklm.google.com](https://notebooklm.google.com)
- Sign in with Google account
- Create a new notebook
- Upload or paste educational content
- Start interacting with the AI assistant
- Save and organize your work



# Practical Example 1: Lesson Planning

---

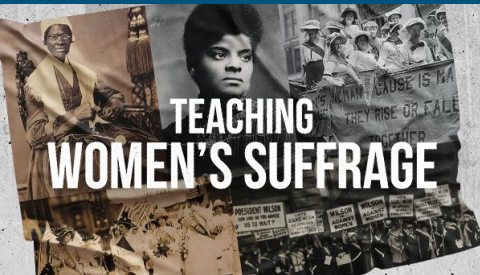
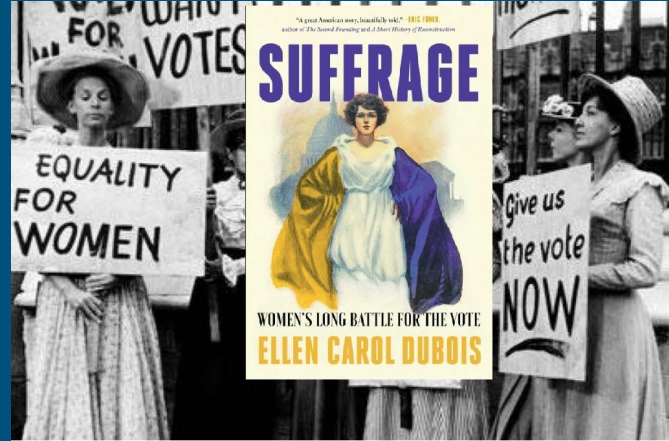
- Upload your curriculum standards
- Ask NotebookLM to:
  - Break down standards into objectives
  - Suggest activities aligned with objectives
  - Create assessment questions
  - Generate differentiation strategies
  - Example Query: "Create a week-long lesson plan for photosynthesis"



# Practical Example 2: Content Summary

Upload a textbook chapter

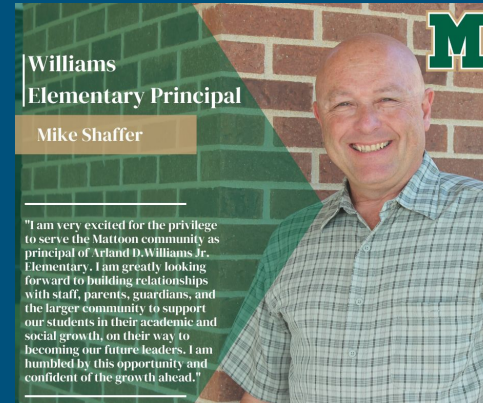
- Request:
  - Main concepts summary
  - Key vocabulary list
  - Student-friendly explanations
  - Review questions
  - Example Query: "Summarize this chapter for 7th-grade reading level"



# Best Practices



- Be specific in your requests
- Review AI-generated content before use
- Combine with your professional judgment
- Use as a starting point, not final product
- Keep student needs in mind
- Save successful prompts for future use



# Common Applications

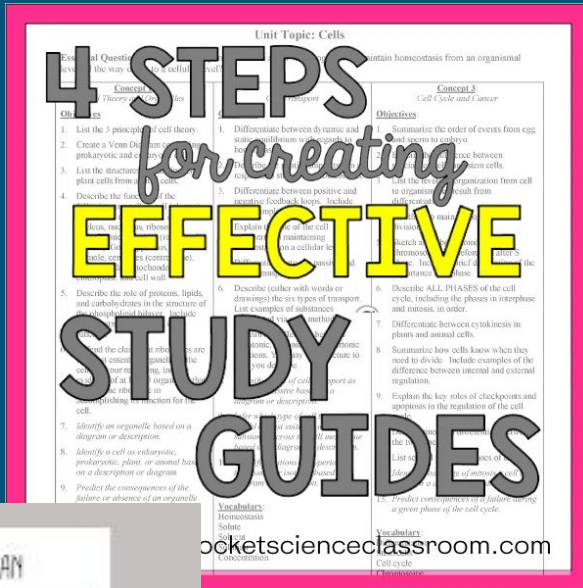


- Content summarization
- Creating study guides and guided questions
- Generating writing prompts
- Developing rubrics
- Crafting exit tickets
- Formulating discussion questions
- Building vocabulary lists
- Creating differentiated worksheets
- Lesson planning enhancement
- Research assistance
- Student support materials



# Professional Applications

- Lesson planning enhancement
- Study guide creation
- Research assistance
- Content summarization
- Student support materials
- Professional development





# Tips for Success

---

- Start with small, specific tasks
- Experiment with different prompt styles
- Share successful strategies with colleagues
- Keep an organized notebook system
- Regular backup of important content
- Document effective prompts

# Tips and Tricks

---

Keyboard shortcuts

Time-saving features

Organization strategies

Effective prompting techniques

Troubleshooting common issues

Resource optimization

# Next Steps and Resources

---

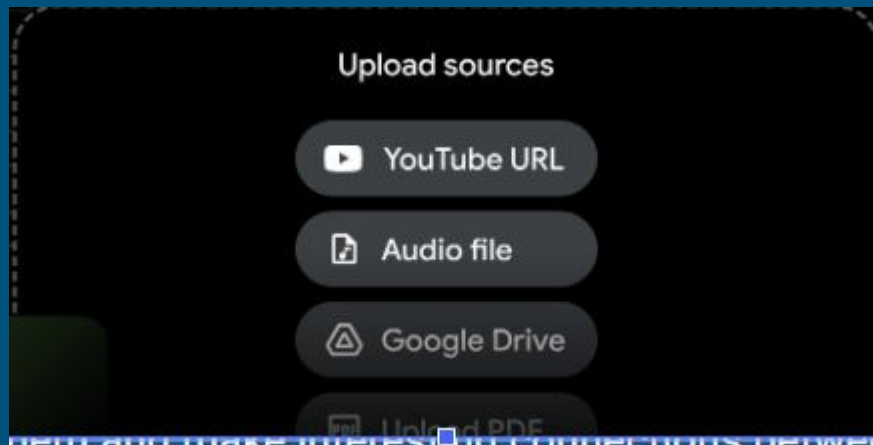


- Join NotebookLM teacher communities
- Practice with sample content
- Start with one subject area
- Set realistic implementation goals
- Share feedback with colleagues
- Stay updated on new features

Find Support @ [help.google.com/notebooklm](https://help.google.com/notebooklm)

# Upload Sources

---



Upload: PDFs, Websites, YouTube, Audio files, Google Docs, or Google Slides

NotebookLM will summarize them and make connections between topics

MultiModal and MultiLingual

# See the source, not just the answer

---

NotebookLM provides clear citations

Shows exact quotes from sources

The diagram illustrates the citation process in NotebookLM. It starts with an 'In-text Citations' section, which includes a sample text snippet: 'The researcher describes a virtuous person as one "who acts and feels as he or she should, for the right reason considering the circumstances" (Alvaro, 2017, p.770)'. A red circle highlights the citation '(Alvaro, 2017, p.770)', and a red arrow points from this circle to a 'Reference List' section. The 'Reference List' section contains a full bibliographic entry for Alvaro, C. (2017), which is also circled in red. The entry includes the title, journal name, volume, page numbers, and a DOI link.

**In-text Citations**  
*You use only a few basic details*

The researcher describes a virtuous person as one "who acts and feels as he or she should, for the right reason considering the circumstances" (Alvaro, 2017, p.770).

**Reference List**  
*You use ALL of the details*

Alvaro, C. (2017). Ethical veganism, virtue and greatness of the soul. *Journal of Agricultural and Environmental Ethics*, 30(6), 765-781. <https://doi.org/10.1007/s10806-017-9698-z>


# Listen and learn on the go

---

Audio Overview feature - turn sources into “Deep Dive” discussions

Produce audio podcast discussing a topic for learning or review





# Questions-Comments!

Terence Sullivan ([tsullivan@eiu.edu](mailto:tsullivan@eiu.edu))



Slides